REAL RALLY RACING SPEED AND ACTION!

World of Wheels™ 1/18th Rally Racer



BATTERIES REQUIRED: 7 X "AA" cells(sold separately)
WARNING! Always use under direct adult supervision. For use by ages 8 and up.
Please read instruction booklet carefully before operating 1/18 Rally Racer.
Please keep instruction booklet and display box for future reference.
Parents: examine this toy periodically for potential hazards and repair or replace them.

Any Questions?

Email our Customer Service Dept.: customerservice@kidgalaxy.com
Call our Customer Service Dept.: Kid Galaxy Customer Service, Toll Free 1-800-816-1135

PACKAGE CONTENTS



1/18 Rally Racer

Transmitter



Instructions

PRODUCT DESCRIPTION

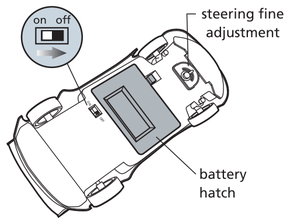

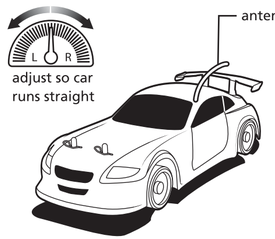

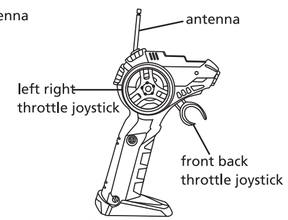

Transmitter

BATTERY INSTALL/REPLACEMENT

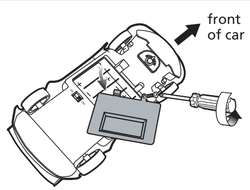

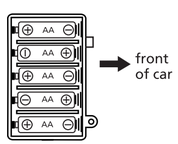

1. Unscrew and remove battery cover with Phillips screwdriver.
2. Insert 5 "AA" batteries with polarity as shown in battery box.
3. Replace battery hatch and snap in place.

Rally Racer

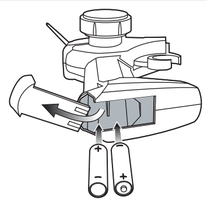

1. Remove battery cover on rear of controller .
2. Install 2 "AA" battery with polarity as shown in battery box.
3. Replace battery.

Transmitter

DRIVING YOUR RALLY RACER

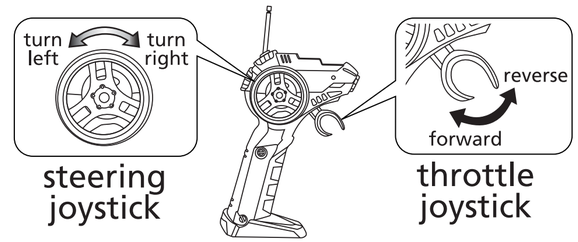

Basic Operation

1) Turn power switches on the car.
2) Make steering and throttle inputs slowly at first
3) Rally Racer works best on non-smooth surfaces (asphalt, carpet, concrete)

WARNING!

1) Only operate your car on sidewalks and playgrounds but NOT on roads where traffic ispresent.
2) Avoid using your car outside when it is raining, snowing, thundering or in strong winds or other poor weather conditions

PLEASE READ THIS CAREFULLY BEFORE USING.

- When you are running your Rally Racer, always keep it in your sight. Keep your Rally Racer away from roads or other areas where you might collide with people, pets or cars.
- When you are running the Rally Racer, always keep it in your sight. Avoid driving your Rally Racer under parked cars, etc.
- Keep your fingers, hair, face and clothing away from the spinning front or rear wheels.
- It is recommended that children should be under adult supervision when they are playing with the Rally Racer.
- There are small parts within this product. Do not put any of the parts in your mouth.
- Keep away from fire or hot and/or humid environments.
- Do not disassemble the product.
- Do not place any objects on the spinning wheels.
- Do not start your Rally Racer when the front and rear wheels are unable to turn freely.
- Please keep this toy from children under 8 years old.

The improper use of the controller batteries may cause excessive heat, battery leakage, explosion and damage or lead to injury. Please read the instructions below.

- Only use "AA" alkaline batteries.
- Do not mix alkaline, standard (carbon-zinc), or rechargeable (nickle-cadmium batteries).
- Do not mix old and new batteries.
- Turn off power when installing or replacing batteries.
- Please install the batteries with the correct polarity, as indicated by the +/- signs.
- Remove the batteries when the product is not in use.
- Do not short circuit or diassemble. Keep away from fire.

Other cautions when using the Rally Racer **and its controller/transmitter:**

- If any batteries you are using start to leak, carefully remove them without letting them contact any part of the body, properly dispose of batteries and replace with fresh batteries.
- When other radio controlled products with the same frequency are used nearby, this may cause interference and your Baja Racer may not work properly.
- Do not bend, tear, strongly hit or drop the car, transmitter, antenna shaft, or antenna wire.

FCC REQUIREMENT

NOTE: This equipment has been tested and found to comply with the limits for a Class B digital device, pursuant to part 15 of the FCC Rules. These limits are designed to provide reasonable protection against harmful interference in a residential installation. This equipment generates, uses and can radiate radio frequency energy and, if not installed and used in accordance with the instructions, may cause harmful interference to radio communications. However, there is no guarantee that interference will not occur in a particluar installation.
If this equipment does cause harmful interference to radio or television reception, which can be determined by turning the equipment off and on, the user is encouraged to try to correct the interference by one or more of the following measures:
--Reorient or relocate the receiving antenna.
--Increase the separation between the equipment and receiver.
--Consult the dealer or an experienced radio/TV technician for help.
NOTE: Changes or Modifications not expressly approved by the party responsible could void the user's authority to operate this device.

⚠ **WARNING:**
CHOKING HAZARD- Small parts
Not for children under 3 years.

Toll Free Hot Line: 800-816-1135
www.kidgalaxy.com
Kid Galaxy, Inc.
150 Dow Street,
Tower 2, Suite 425B
Manchester, NH 03101

Kid Galaxy®

Copyright 2012 © Kid Galaxy, Inc.